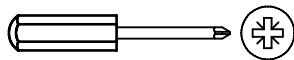


Before assembling this product, please ensure that all the components supplied comply with the list on this page. All Screw-type fittings can be tightened with these tools.

Avant de commencer l'assemblage, veuillez contrôler si tous les objets indiqués sont présents. Tous les vis peuvent être serrés par ces outils.

Bevor Sie mit dem Aufbau beginnen, kontrollieren Sie ob alle auf der Zeichnung angegebenen Teile vorhanden sind. Bitte verwenden Sie zur Montage einem Kreuzschraubzieher und den beiliegenden Innensechskantschlüssel.



Ware-nr.
Stock no.
Réf No

Stck.
Qty.
Art.

Siehe Bild-nr.
See picture nr.
Image no

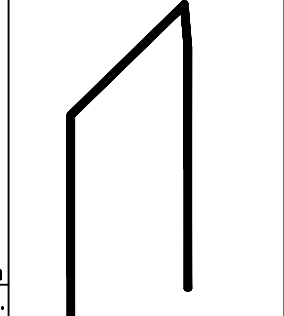
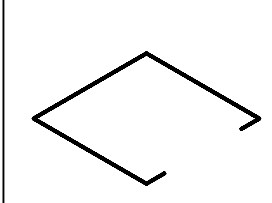
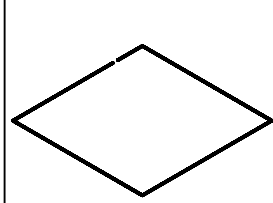
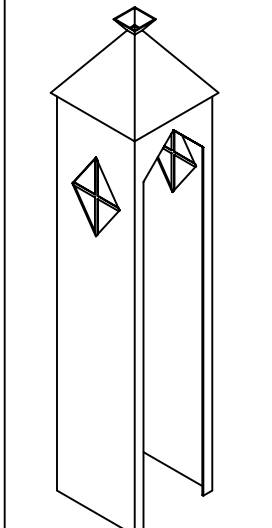
Mass
Dim.
Dim.

R 971062 1 stck/pcs.

B 96011 1 stck/pcs.

B 96010 1 stck/pcs.

B 96005 1 stck/pcs.



B $\varnothing 4 \times 436 \times 436 \text{ mm}$

C $\varnothing 4 \times 380 \times 380 \text{ mm}$

B 93002 1 stck/pcs.

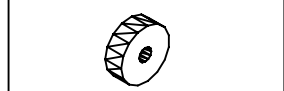
B 84531 6 stck/pcs.



D $\varnothing 16 \text{ mm}$

B 95006 2 stck/pcs.

B 91150 1 stck/pcs.



A

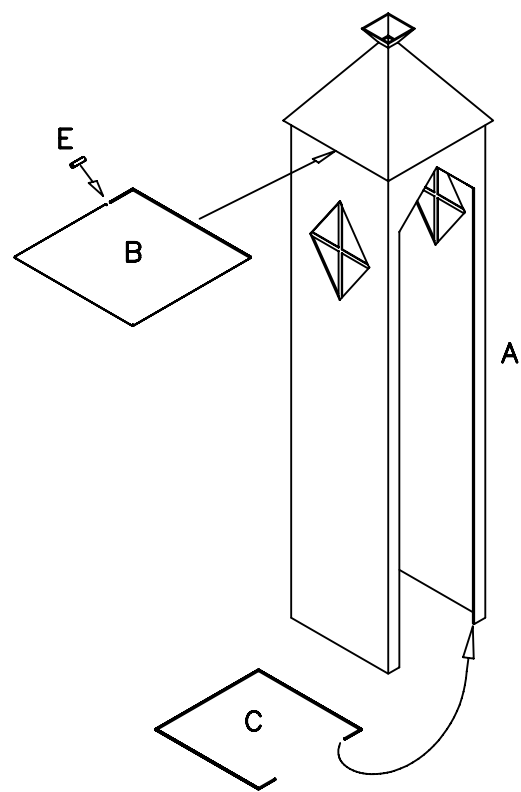
E $\varnothing 4 \times 15 \text{ mm}$.

F $\varnothing 4.5 \times 30 \text{ mm}$.

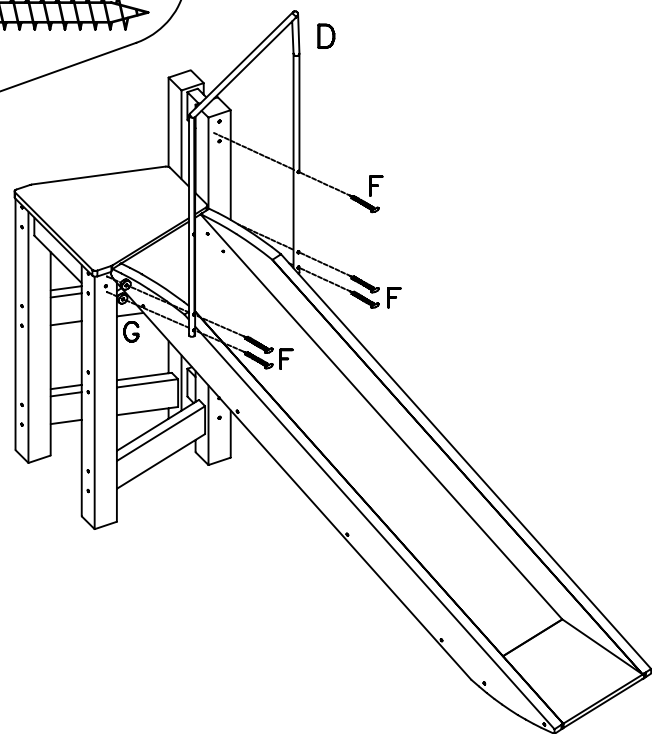
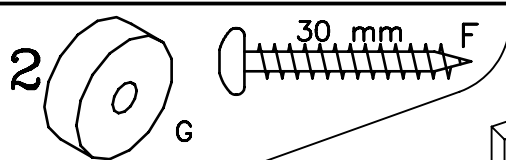
G $\varnothing 18 / \varnothing 4.5 \times 6 \text{ mm}$.

H $\varnothing 100 \text{ mm}$.

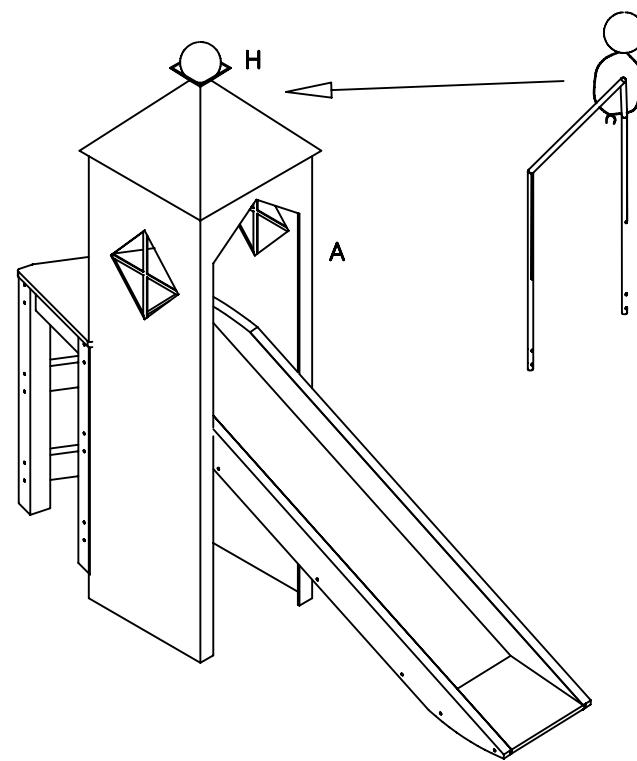
1



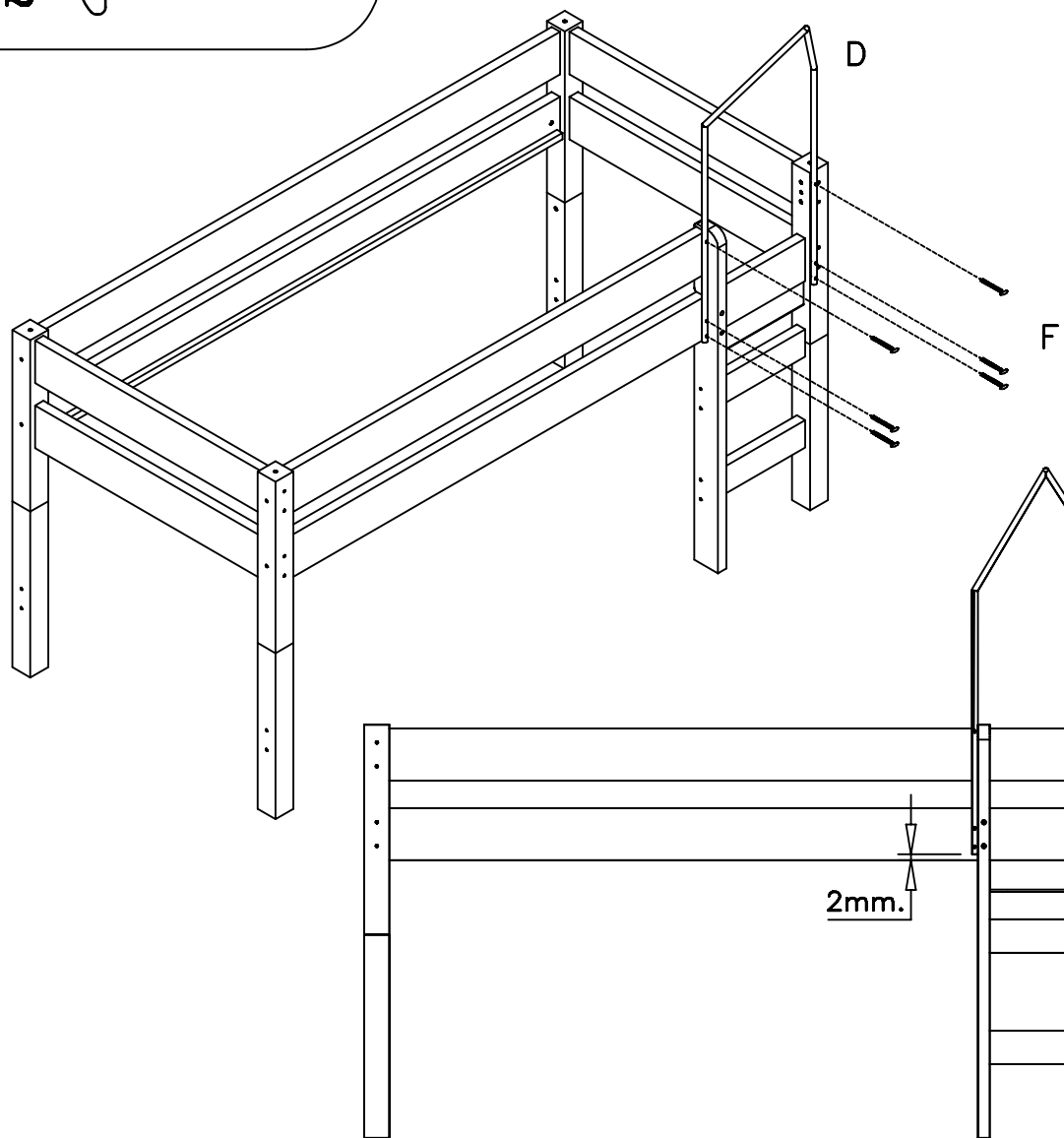
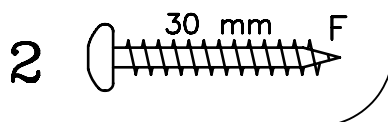
2



3



2



3

